



Mains of Grandhome

The development


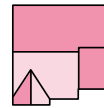
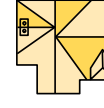

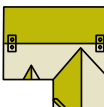


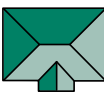

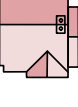

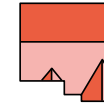
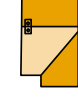
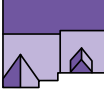


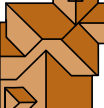


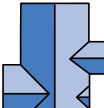

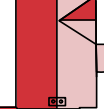

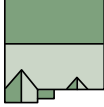


Grandhome, Bridge of Don,
Aberdeen, AB22 9AF



Stock photography

Mains of Grandhome

The development

	Allan 3 bedroom mid-terraced home		Darroch 5 bedroom detached home		Lowther 5 bedroom detached home
	Avon 3 bedroom semi-detached or end-terraced home		Dewar 5 bedroom detached home		MacRae 5 bedroom detached home
	Double garage		Elliot 4 bedroom detached home		Double garage
	Avon Special 3 bedroom semi-detached home		Double garage		Moncrief 5 bedroom detached home
	Beaufort 3 bedroom semi-detached home		Garvie 5 bedroom detached home		Oatfield 3 bedroom detached home
	Blair 4 bedroom detached home		Guthrie 4 bedroom detached home		Double garage
	Double garage		Kennedy 5 bedroom detached home		
	Brompton 4 bedroom semi-detached home		Laird 4 bedroom detached home		
	Double garage		Lewis 5 bedroom detached home		
	Bryce 4 bedroom detached or semi-detached home				
	Crichton 5 bedroom detached home				

-  Denotes development boundary
-  Denotes 1800mm render wall
-  Denotes 1000mm hedging
-  Denotes 1800mm timber fence
-  Denotes 450mm dry stone wall
-  Denotes 900mm render wall
-  Denotes 220mm fystestone faced wall
-  Denotes 1800mm fystestone retaining wall
-  Denotes retaining wall with 1800mm timber fence/railing above
-  Denotes 220mm fystestone faced retaining wall
-  Denotes 1100mm fystestone retaining wall
-  Denotes 220mm stone wall and metal railings
-  Denotes retaining wall with 1100mm timber fence/railing above



The above development layout is not drawn to scale and is for general guidance only. Road layouts, pathways and external treatments may differ. Landscaping is indicative only. Please confirm the most up-to-date details with our Sales Consultant prior to reservation.

IMPORTANT NOTICE TO CUSTOMERS: The Consumer Protection from Unfair Trading Regulations 2008. Cala Homes (North) Limited operates a policy of continual product development and the site layout shown in this brochure insert is indicative only. Information contained is accurate at time of going to press on 14.10.22. See the main brochure for the full Consumer Protection statement.