



Cala at Buckler's Park

Crowthorne




Stock photography



The perfect home in the perfect setting

Sitting on the edge of leafy woodlands, with a country park on the doorstep and a sense of open space all around, Buckler's Park – set just outside the lovely Berkshire village of Crowthorne – is a breath of fresh air for home buyers. Come and enjoy life in a contemporary rural setting, with the countryside and all the essentials of daily life close at hand, along with excellent connections to neighbouring towns, commercial centres and onwards to London.



Enjoy the ideal lifestyle

Whether you're setting up on your own for the first time, a growing family or escaping from the hustle and bustle of the city, there's a choice of smart, contemporary 1 & 2 bedroom apartments and 2, 3, 4 & 5 bedroom houses. Light and spacious interiors, with a high quality specification throughout, attractive exteriors and a gloriously green environment making it the perfect place to call home!



Stock photography

Wonderful woodlands to explore

Once part of the Royal Hunting Forest of Windsor, Buckler's Park incorporates routes and tracks which follow the path of ancient forest rides and links naturally into the 100 acres of woods, grasslands and heath of Buckler's Forest through a leafy 'woodland edge'. An interconnected network of trails and cycle routes through the forest has been opened up, with its biodiversity preserved and protected.



Local photography



Stock photography

A smart and sustainable village community

Buckler's Park represents a remarkable 'regreening' and transformation of a brownfield site – previously an important research centre for road safety – into a sustainable new village, complete with shops, a neighbourhood centre, a bar and restaurant, community gardens, sports facilities and play areas. From its ancient forest days to its more recent past, Buckler's Park and its thoughtful landscaping looks back fondly, whilst creating a welcoming community for today and tomorrow.



Crowthorne – a great place to live

Less than a mile away, Crowthorne's delightful village centre is lined with independent shops and eateries and all the essentials of modern life. It offers the opportunity for an enriched lifestyle, and understandably so, with its vibrant community spirit, its fairs and festivals, and its easy connectivity for commuting and making the most of local towns, villages and countryside.



A first class education starts here

Buckler's Park is excellent for education too, with a healthy choice of options nearby including a nursery school, Hatch Ride and Crowthorne Church of England Primary Schools and Oakland Juniors around a half mile away. The historic and independent Wellington College offers boarding and day schooling.



A child wearing a helmet and a grey shirt is riding a bicycle away from the camera on a paved path. To the left of the path is a grassy bank and a canal with a wooden fence and a boat. The background shows lush green trees and houses on a hillside.

Out and about for fun with the family

Great family days out around Crowthorne include California Country Park, with its lakes and paddling pool, near Wokingham – and play parks and walks amongst the water meadows at Shepherd Meadows and Sandhurst Memorial Park. A little further afield, The Lexicon in Bracknell offers outstanding retail therapy, restaurants and entertainment. Reading is nearby too, and has extensive shopping and leisure attractions, along with rapid train services into London.

Stock photography

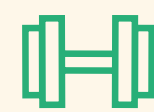
Places to go



Eating out – The local area provides a number of family friendly bars and restaurants. Stroll to the charming thatched Golden Retriever pub for brunch and roasts – or sample some great gourmet dining including the Latymer at Bagshot with its 4 AA Rosettes.



Local photography



Sports and leisure – the Pinewood Centre, just up the road, offers a wide range of sports and activities, from gym, yoga and judo to opera, scouting and a model railway.



History and heritage – the area is steeped in royal and military history, with Sandhurst nearby, and it's a short journey up to Windsor for the castle and The Great Park.



Local photography



Stock photography



Local photography



Local photography



Local photography



Parks and nature – Crowthorne’s Wildmoor Heath, maintained by the local Wildlife Trust, is a rare remnant of ancient heathland habitat, rich in flora, fungi and fauna, from insects and butterflies to reptiles. Swinley Forest extends beautifully over 2,600 acres of Crown Estate.



Entertainment and culture – travel no further than Bracknell for everything from cinema, theatre and the arts to ice skating and bowling, or treat yourself to a day out at the world famous Ascot Races

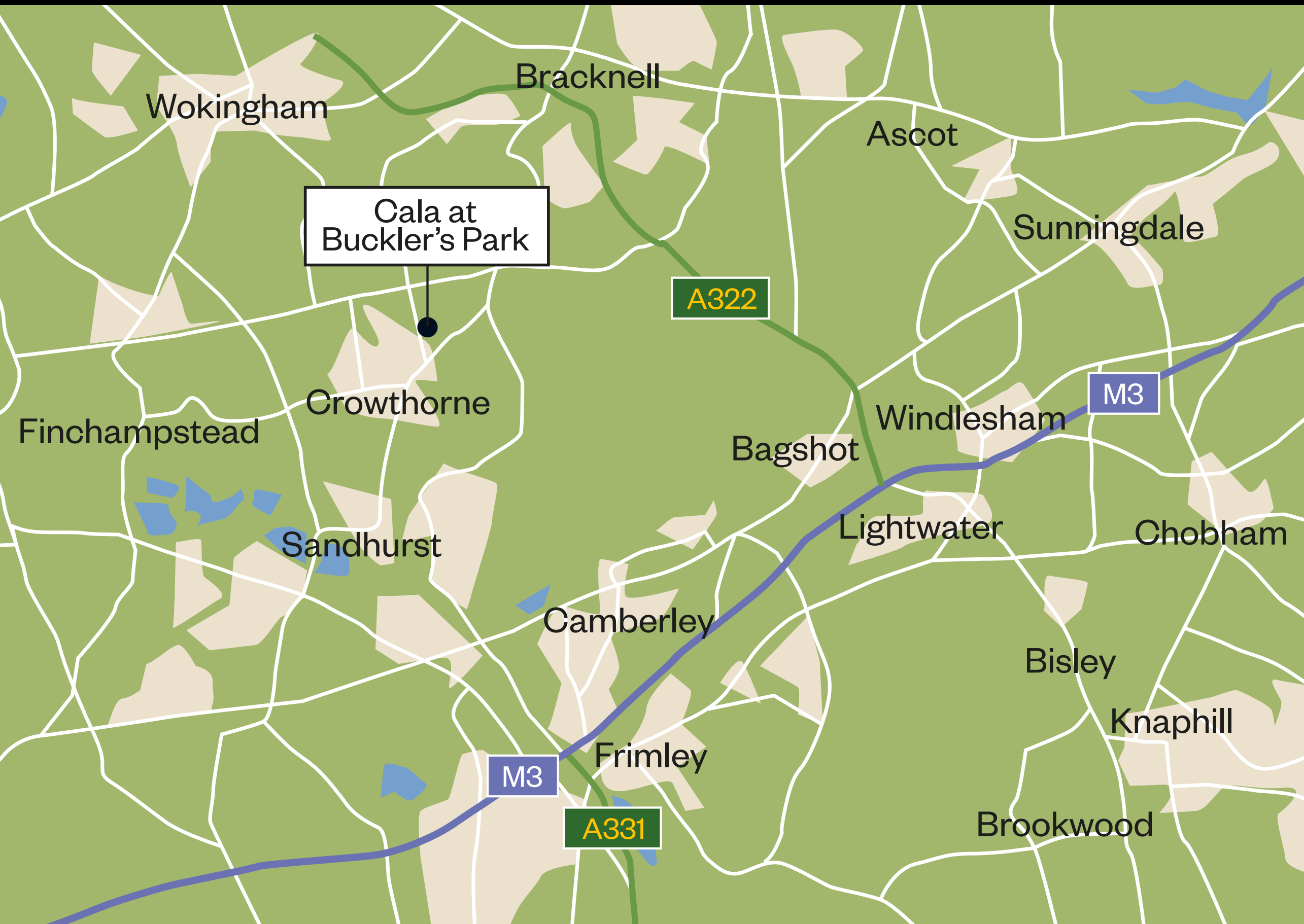


Shopping – Crowthorne has all the everyday essentials along with independents, and there’s a Waitrose, Tesco Express and Lidl nearby. Bracknell’s Lexicon and The Oracle at Reading offer outstanding retail therapy.



Family days out – enjoy water-based challenges, sports and fun at Horseshoe Lake Activity Centre and Coral Reef Waterworld or maybe some intriguing play and puzzles at The Look Out Discovery Centre.

Getting around



Journey times are approximate. Train journey times are accurate as of June 2022 and are sourced from thetrainline.com



By foot: local schools including Hatch Ride and Crowthorne CofE primaries and Oaklands Juniors are all within walking distance, as is the Pinewood Centre and Crowthorne Village. The country park is on your doorstep.



By bus: A network of handy bus services run through the village with connections to Bracknell, Sandhurst and Farnborough.



By car: The M4 and M3 corridor is accessed conveniently via the B3732, taking you to the M25 and M40, while Bracknell and Wokingham are 4 miles away and Reading 13 miles.



By rail: Crowthorne Station is 1.8 miles from Buckler's Park. Hop on a train to Reading, taking only 13 minutes, for connections to Paddington and you're there in just 50 minutes. Alternatively, services to Waterloo via Wokingham take an hour and a half. If you're travelling further afield Heathrow Airport is reachable in 20 miles, or alternatively Gatwick Airport in 45 miles.

[See a detailed view of the area and get directions](#)



Superbly connected



On foot

- Buckler's Forest Country Park – 0.1 miles
- Hatch Ride Primary School – 0.4 miles
- Oaklands Junior School – 0.6 miles
- Pinewood Activity Centre – 0.6 miles
- Crowthorne Church of England Primary School – 0.7 miles
- Crowthorne Village – 0.9 miles
- Golden Retriever Pub – 1.4 miles
- Wildmoor Heath – 1.6 miles



By car

- Crowthorne Station – 1.8 miles
- Wellington College – 2 miles
- Coral Reef Waterworld – 2.7 miles
- Swinley Forest – 3.0 miles
- Look Out Discovery Centre – 3.1 miles
- Horseshoe Lake Activity Centre – 3.7 miles
- California Country Park – 5 miles
- Ascot Racecourse – 6.8 miles
- Heathrow Airport – 20 miles
- Gatwick – 45 miles



By rail

From Crowthorne Station

- Reading – 13 mins
- London Paddington via Reading – 50 mins
- London Waterloo via Wokingham – 1 hr 25 mins

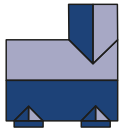

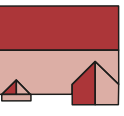
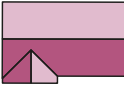
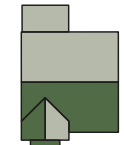
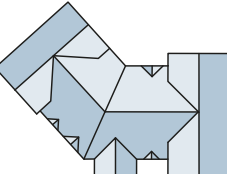
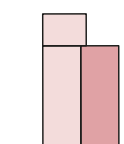
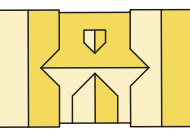

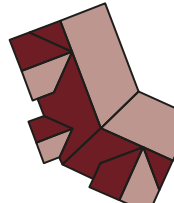
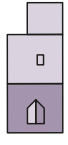

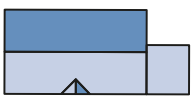

Journey times are approximate. Train journey times are accurate as of June 2022 and are sourced from thetrainline.com

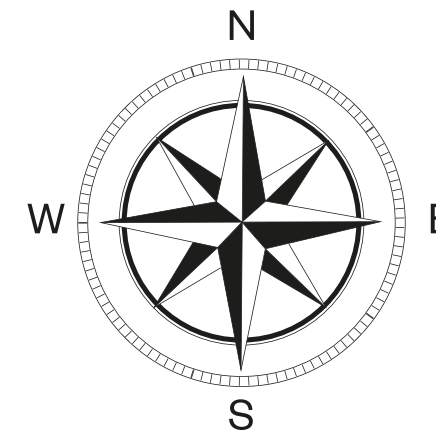
See a detailed view of the area and get directions



Cala at Buckler's Park

The development

- | | | | |
|---|--|--|---|
|  | The Notley
5 bedroom detached home |  | The Bayley
2 bedroom coach house |
|  | The Osmore
4 bedroom detached home |  | The Birch
2 bedroom coach house |
|  | The Nenhurst
4 bedroom detached home |  | Pinewood House
2 bedroom apartments |
|  | The Larfield
4 bedroom detached/linked detached home |  | Wellington House
1 & 2 bedroom apartments |
|  | The Ickwick
3 bedroom terrace/semi-detached home |  | Windmoor House
1 bedroom apartments |
|  | The Ickhurst
3 bedroom semi-detached home |  | Silva
Housing association |
|  | The Hiswick
3 bedroom detached/semi detached home | | |
|  | The Dinfield
2 bedroom terrace/semi-detached home | | |



The above development layout is not drawn to scale and is for general guidance only. Road layouts, pathways and external treatments may differ. Landscaping is indicative only. Please confirm the most up-to-date details with our sales consultants prior to reservation.

View our interactive siteplan for our latest availability



Choose the home that's right for you



The Notley
5 bedroom
detached home



The Nenhurst
4 bedroom
detached home



The Osmore
4 bedroom
detached home



The Larfield
4 bedroom
detached/
link-detached
home



The Ickwick
3 bedroom terrace/
semi-detached
home



The Ickhurst
3 bedroom
semi-detached
home



The Hiswick
3 bedroom
detached/
semi-detached
home

[Click here for current availability and prices](#)



[See our Virtual Tours](#)





The Dinfield
2 bedroom
terrace/
semi-detached
home



The Birch
2 bedroom
coach house



Wellington House
1 & 2 bedroom
apartments



The Bayley
2 bedroom
coach house



Pinewood House
2 bedroom
apartments



Windmoor House
1 bedroom
apartments

[Click here for current availability and prices](#)



[See our Virtual Tours](#)





Photography from a previous Cala development



Desirable in every detail

The finishing touches, unexpected flourishes and innovative features. Designer kitchens with desirable technology built-in, for showing off your culinary flair. Sleek family bathrooms and en suites with high specification sanitaryware, for indulging in some well-deserved pampering.

With every home comfort considered for energy-efficient and low maintenance living, each aspect of your family home is beautifully designed and built to an exacting standard; because when you look for quality, it's the little things that make all the difference.

[Click here to view the full specification](#)





This image includes upgrades at an additional cost

What our customers say



“ Moving into a house that was already fully designed and decorated was such a huge relief and absolutely fantastic. It’s a beautiful home which the kids love. Space is what we were after and it’s exactly what we now have at Audley Chase. Our garden in particular is far more open than at our previous home.

I can’t speak highly enough of the Cala team. The end-to-end management has been

exceptional. Looking back, having started the part exchange process quite anxious, I now can’t believe how easy it was. All of the people involved were as friendly, personable and in touch as much as possible, removing all of the negotiation. Nothing was too much of an ask, despite the pandemic looming over us all. ”

Beau Steele,
Purchaser at Audley Chase



Photography of Audley Chase

See more customer stories, reviews and ratings >



Photography from a previous Cala development

Why buy new

There's nothing quite like moving into a brand-new home. From newly-installed kitchens and bathrooms to the peace of mind of knowing that your property is safe, energy efficient and low maintenance.

What's more, you're buying a complete blank canvas on which to stamp your own individual style.



Modern fixtures, fittings & technology



Hyper fast fibre optic broadband



Less maintenance



Energy efficient



A chain free move



A blank canvas



Stock photography



[Click here to find out more about the top reasons to buy new](#)



Cala Homes

Cala Homes' primary goals are to deliver design excellence in everything we do and ensure a first class customer experience for everyone who buys one of our homes.

To achieve this, we focus on investing in our most important asset - our people - and running an effective and sustainable business that makes a positive contribution in the areas where we operate.

Cala is built on the foundation values of passion, quality, delivery and respect.

Click on the arrows below to find out more about Cala Homes.



Our values >



Aspirational homes >



First class customer service >



Quality design and build >



Investment in our people >



Photography from a previous Cala development



Sustainability the Cala way


Cala has a rich heritage originally dating back to 1875. We started building homes in the 1970s and, for over 50 years, have been creating high quality, sustainable new homes and communities. However it is not just what we do, but the way we do it that matters to Cala.

Thinking sustainably is at the heart of everything we do; from identifying the right sites, through creating a safe, healthy and fulfilling working environment, to taking a sensitive approach to development and delivering communities that meet local requirements.

As part of our sustainability journey we are aiming to reduce our paper usage by 90% across the company, including the customer journey, which is why we are aiming for online only brochures at our developments.

Click on the icons below to find out more about our sustainability journey.

 Environment >

 Customers >

 Design >

 People >

 Land >

 Community consultation >





Welcome to your new home

Cala at Buckler's Park,
Goodwood Crescent,
Crowthorne, RG45 6NB

[Click here to arrange your viewing](#)



Stock photography

IMPORTANT NOTICE TO CUSTOMERS: The Consumer Protection from Unfair Trading Regulations 2008. Cala Homes (Thames) Limited operates a policy of continual product development and the specifications outlined in this brochure are indicative only. We reserve the right to implement minor changes to the sizes and specifications shown on any plans or drawings in this brochure without warning. Where alterations to the design, construction or materials to be used in the construction of the property would materially alter the internal floor space, appearance or market value of the property, we will ensure that these changes are communicated to potential purchasers. Whilst these particulars are prepared with all due care for the convenience of intending purchasers, the information is intended as a guide. The computer generated images and photographs do not necessarily represent the actual finishings/elevation or treatments, landscaping, furnishings and fittings at this development. Floor plans, dimensions and specifications are correct at the time of print. The illustrated location map is a general guide only. Please note that distances and timings referred to in this brochure are approximate and sourced from Google Maps. For information relating to weather in the area of this development, please refer to the Meteorological Office (www.metoffice.gov.uk). Nothing contained in this brochure shall constitute or form part of any contract. Information contained in this brochure is accurate at time of publication on 01.12.22. Cala (Thames) Limited, registered in England company number 02522271. Registered office: CALA House, 54 The Causeway, Staines-Upon-Thames, Surrey, TW18 3AX: Agent of Cala Management Limited.